



When inside and outside environments merge, spaces have no limits. Treat yourself to an innovative solution with unbeatable style and comfort.

We present **BiFold Plus** by **QFORT**.

Premium Aluminium folding leaves, with optional side door, allows you to optimise your space harmoniously.

The leaves fold with ease to the interior or exterior, maximising the opening space – fold them according to your desire for part opening, or create a full opening and enjoy the elements to the fullest.

**BiFold Plus** breaks norms with an impressive  $0.8 U_w$  thermal value with triple glazing, providing industry leading performance in Aluminium.



**Aluminium profile colour palette**


**Group 1 - Standard colours**




**Group 2 - Custom colours**



**Group 2 - Special colours and decorative finishes**




**Group 3 - Anodized imitation colours**



**Group 3 - Timber effect colours**

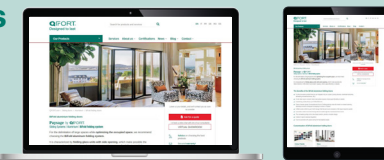


**Group 4**



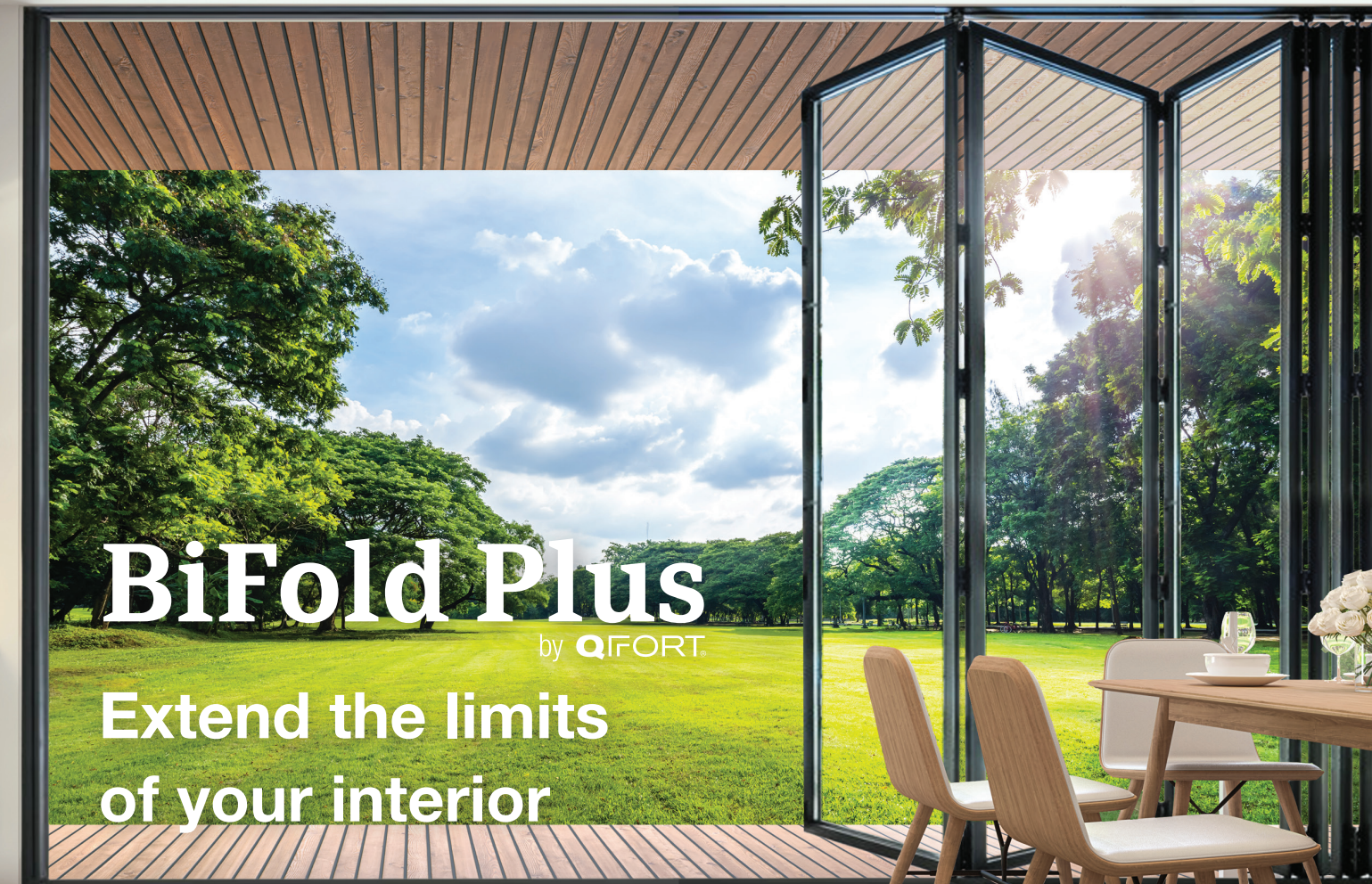
You can find the video presentation of the aluminum **BiFold Plus** folding system and all our products on [www.qfort.co.uk](http://www.qfort.co.uk)

**BiFold Plus** by **QFORT**.



[www.qfort.co.uk](http://www.qfort.co.uk)

**QFORT**  
Engineered to last



[qfort.co.uk](http://qfort.co.uk)



## Exceptional advantages



### FUNCTIONALITY

- ▣ Maximum opening to the exterior
- ▣ Total or partial opening
- ▣ Easy and silent operation



### THERMAL INSULATION PERFORMANCE

- ▣ Proven resistance to wind, heat, and humidity



### AESTHETIC

- ▣ Unfolded, the glazed elements of the folding system offer visual harmony to the facade. Folded open, they offer the perfect communication between indoor and outdoor areas.



### PAS24 SECURITY

- ▣ The sashes are equipped with a multi-point locking system, featuring a hook lock, and centralised guide rail for improved balance.

## Comfort in use

- ▣ Configure the sashes to suit your needs.
- ▣ Easy to use



Outward opening



Handle on the main sash



Inward opening



Handle on the secondary sash

### EMBEDDED THRESHOLD WITH DRAIN

- ▣ Achieve a flush finish with your flooring
- ▣ Drainage system offers optimal performance in the most rigorous conditions



### COMFORT GUIDANCE SYSTEM

- ▣ Easy and silent operation thanks to the guiding rails and steel rollers that improve smoothness of sash movement.

## Increased security

### Multiple hook type locking points on the main sash

- ▣ Ensures optimal tightness in order to gain thermal performance
- ▣ Guarantees an enhanced security level

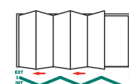


# BiFold Plus by qFORT.

The folding system allows for partial or total opening outwards or inwards up to a width 6 m.



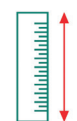
Multiple configurations from 2 to 5 sashes



Construction width up to 6 m



Sash width up to 1.20 m



Sash height up to 3 m



Sash weight up to 120 kg



## Characteristics and proven performance

### BiFold Plus

- ▣ Thermal insulation coefficient  $U_w = 0.8 \text{ W/m}^2\text{K}^*$
- ▣ AWW Test (Air-Water-Wind) - Air permeability - Class 4 Water tightness - Class E750 Wind resistance - Class C3
- ▣ Frame depth: 80 mm
- ▣ Glass package widths: 24-48 mm
- ▣ Thickness of the profile's exterior wall: 1.8 mm
- ▣ Dimension of the mobile mullion in the pivoting point: 110 mm
- ▣ Number of safety points regarding height of the sash:
  - From 2,301 mm to 3,000 mm: 4 locking points
  - From 1,810 mm to 2,300 mm: 3 locking points
  - Up to 1,809 mm: 1 locking point

\* The value  $U_w = 0.8 \text{ W/m}^2\text{K}$  has been obtained for a construction of  $L = 3,600 \text{ mm} \times H = 3,000 \text{ mm}$  with 3 sashes and glazing with  $U_g = 0.5 \text{ W/m}^2\text{K}$



### MULTIPLE OPENING CONFIGURATIONS OF UP TO 5 SASHES

- ▣ The side opening of the sashes can be done fully to the left or fully to the right, but also bi-laterally.
- ▣ Tens of configurations allow you to design the opening to suit your daily lifestyle.