




ekey
YOUR FINGER. YOUR KEY.



Convenient access with fingerprint scanner

ekey's access solutions

Outlet-mounted and wall-mounted | Door stations and hollow spaces | Door leaf and door handle



ekey xLine



ekey sLine



ekey dLine

Contents

4
The company

9
ekey's range of products

12
Smart home connections

14
The ekey xLine
Fingerprint scanner for flush-mounting and surface installation

19
The ekey sLine
Fingerprint scanner for door stations

24
The ekey dLine
Fingerprint scanner for door leaf and door handle

30
Sets for door and lock manufacturers

31
Door handles

34
Retrofit mounting solutions for finger scanner integra

36
The APPMODULE
For smart home connection

38
The code pad ekey keypad integra

42
Outlet-mounted and wall-mounted code pad

46
Code pad for the door leaf



About ekey

ekey was founded in 2002 and is now Europe's No. 1 for fingerprint scanner access solutions. Keys, cards or codes can be lost, forgotten, or stolen — your finger is always on hand!

For more than 20 years, ekey has been developing access solutions for private households, companies, and organizations. What originally began as a research project is today one of the leading providers of biometric access control: the Austrian family-owned company is now leading the European market for fingerprint scanner access solutions. ekey has more than 100 employees at its six locations in Austria, Germany, Liechtenstein/Switzerland, Italy, and Slovenia. The headquarters and the production facilities including research and development are located in Linz (Austria). It is from this site that the products are exported to more than 70 countries worldwide, bringing the company's export share up to 80%. In addition to the European Union, other important sales markets include the United States, India, and China.



Leopold Gallner runs the company with his son Michael and daughter Raphaela.

Our vision is to enable biometrics for everyone. We rely on high quality standards and pay great attention to functionality, reliability, and safety. This results in access solutions that ensure greater safety and convenience in one's everyday life. In this way, we are creating practical benefits for everyday life.

Your benefits as an ekey partner

- More than 20 years of experience with fingerprint scanner access solutions
- From the concept to the finished product – everything from a single source
- Comprehensive support from the expert ekey team
- Professional sales support and extensive product training for your employees
- Sustainable business with products that, if necessary, are given a second life via the ekey repair service



More information



You can find more information about the company at www.ekey.net/en or by scanning the QR code.




Your finger as a key

Simply open the door with your finger — without a key, smartphone, code or card. Be it for running, cycling, inline skating or when the dog wants out: enjoy the freedom to head out as you please.

Push notifications

No more uncertainty! You automatically receive a message on your smartphone as soon as the door has been opened with the fingerprint scanner. This is useful in many everyday situations, but especially with children. Thanks to the push notification, you can be sure that your child made it home safely from school.



Remote opening

With an ekey fingerprint scanner, you can conveniently unlock the door with your smartphone when you are out and about. This means you can open the door for your handyman even if you are still on your way home. Let in your friend at a moment's notice to lend him the pressure washer — even if you are on vacation. Be sure you can let someone into the house if necessary.

Flexibly expandable system

Anyone building or renovating a house is faced with many decisions. Often, not all wishes can be fulfilled immediately. This is not a problem for the ekey system, since functions and devices can be added at a later date. Users can be stored, temporarily disabled or deleted.



What's so special about fingerprint scanners?

ekey is known for its end-to-end competence — from the idea to the finished product. This results in fingerprint scanners that make everyday life more convenient. Because while keys can be forgotten, misplaced, lost, or stolen, your finger is always on hand!

The latest generation of ekey fingerprint scanners uses state-of-the-art technology with an area sensor. They thus correspond to the current technological status, which is already known from everyday life, such as from smartphones. At the same time, the access with an ekey fingerprint scanner is more secure than the four-digit code on an ATM card and comparable to the security of an online banking app. All in all, this creates more convenience, flexibility, and security in everyday life:

- **Keyless access**
- **Convenient remote opening**
- **Automatic push notifications**
- **Virtual assistant Amazon Alexa**
- **Expandable at any time**
- **Smart home connectivity**
- **and much more**

Enter a new age of biometric access control systems and discover the most modern ekey product lines on the following pages!



Your advantages with ekey

With ekey xLine, ekey sLine, and ekey dLine, building access is given a smart upgrade with new functions, intuitive touch operation, and simple administration via the ekey bionyx app. The access control systems prove themselves with numerous arguments:

- Building access is getting smart**
 Additional functions and access to the world of the smart home
- Modern sensor technology**
 Patented algorithm and state-of-the-art touch sensor
- FAR¹ (false acceptance rate) of 1 in 10 million**
 Thus significantly more secure than usual in the industry
- Functionality and design**
 The new fingerprint scanners prove themselves with smart features and modern appearance
- Optimal mounting**
 Each product line is optimized for its area of application and impresses with easy mounting
- Central app administration**
 All ekey products are administered via the ekey bionyx app
- Easy activation**
 Storing the fingerprints is self-explanatory and is performed centrally via the app
- Future-proof system**
 Expandable at any time with new features and devices
- Practical remote diagnosis**
 Invitation to the customer's system via the app to offer support remotely without having to travel

¹ The false acceptance rate describes the probability with which the door will be opened by an unauthorized person. ekey relies on an FAR of 1 in 10 million. This even makes winning the Austrian lottery six times more likely (1 in 8.15 million).

ekey's range of products

A new era is beginning with ekey xLine, ekey sLine, and ekey dLine because the intelligent use of buildings begins with smart functions right when you get home. Moreover, the new product generations from ekey only differ in their design and are optimized for the respective area of application:



ekey xLine fingerprint scanner
for flush-mounting and surface installation

Whether house entrance or garage, the building access has new functions and adapts to individual needs.
(starting at page 14)



ekey sLine fingerprint scanner
for door stations

The ekey sLine fingerprint scanner makes door stations smart and also impresses with its flexibility and compatibility in built-in fitting.
(starting at page 19)



ekey dLine fingerprint scanner
for door leaf and door handle

The ekey dLine fingerprint scanner is installed at the factory, blends harmoniously into the door design, and gives the door smart functions.
(starting at page 24)

The scope of the access control system does not have to be determined in advance: After all, ekey xLine, ekey sLine, and ekey dLine can be combined in a single system at any time. The administration is also performed centrally with the ekey bionyx app.

In this way, ekey presents solutions that will make both processors and users enthusiastic.

ekey bionyx app

All information can be found at www.ekey.net/en/ekey-bionyx-app/ or simply by scanning the QR code.



The ekey bionyx system is future-proof

In addition to the actual device — the hardware — an access control system always also includes the corresponding system in the background — from computing and storage capacities to the actual software. The ekey bionyx system provides the greatest possible flexibility: All fingerprint scanners are compatible with each other and are administered in a single system.

Scalable at any time

The new product generations from ekey impress with their scalability: ekey xLine for flush-mounting and surface installation, ekey sLine for the door station, and ekey dLine for the door can be easily combined in the ekey bionyx system. By default, up to five devices¹ can be administered in one system. It is therefore not necessary to decide in advance what scope the access control system should have: It can be subsequently expanded with additional users, functions, and devices.

Use across multiple locations

In addition, thanks to this flexibility, it can also be used at different locations — for example at the main and secondary residence.

Easy finger synchronization

The simple synchronization of the stored fingers is also particularly practical. Because once stored, they work with all fingerprint scanners in the system.

Numerous smart home connections

More than just opening the door — with ekey xLine, ekey sLine and ekey dLine, the smart home starts as soon as you get home. On the one hand, various smart functions directly in the ekey bionyx system are impressive, on the other hand, the connection to other smart home systems is possible.

Learn more about the system's scope of features on the next page.

The scope of features

Ongoing updates ensure state-of-the-art technology and bring constant further developments and new features. ekey fingerprint scanners offer the following scope of features¹ in the ekey bionyx system:

Scope of features	
✓ Intuitive administration with smartphone	✓ Remote support
✓ Open with fingerprint scanner	✓ Simple device exchange
✓ Up to 20 users	✓ Different functions with different fingers ²
✓ Firmware updates	✓ Time slots COMING SOON (e.g. person X: access Wednesday, 9:00 a.m. to 1:00 p.m.)
✓ Remote administration of authorizations	✓ Remote opening
✓ Administration of users and roles	✓ Push notifications when the door is opened
✓ Data backup of the device configuration	✓ Connection to Amazon Alexa
✓ Access log (enable/disable and delete)	✓ Smart home connectivity HTTP(S) requests, APPMODULE, REST-API
✓ Finger synchronization on additional devices	
✓ Up to 5 fingerprint scanners in one system	

Extensions (subject to a charge)
+ Expandable up to 100 users

More infos



The current scope of features can be found at www.ekey.net/en/ekey-bionyx-system-scope-of-features or by scanning the QR code.

¹ Dated January 2023

¹Dated April 2023
²Depending on device

Notice



For more information on the ekey bionyx API and on HTTP(S) requests, ekey has set up a developer forum at developer.ekey.net.

With the fingerprint scanner into the smart home

The new generations of fingerprint scanners can do more than just open the door. Because with them, the smart home starts as soon as you get home. By using an ekey fingerprint scanner, smart home systems recognize who triggers an action.

This means that buildings can be controlled and organized based on a particular person. And with the various stored fingers, different actions can also be controlled. Depending on who activates the fingerprint scanner, for example, the light, alarm system, heating or blinds are controlled. ekey offers three solutions for connecting fingerprint scanners to a wide variety of smart home systems:

The ekey bionyx API

The ekey bionyx API is aimed at smart home providers and system integrators and enables the connection of ekey fingerprint scanner systems to third-party systems.

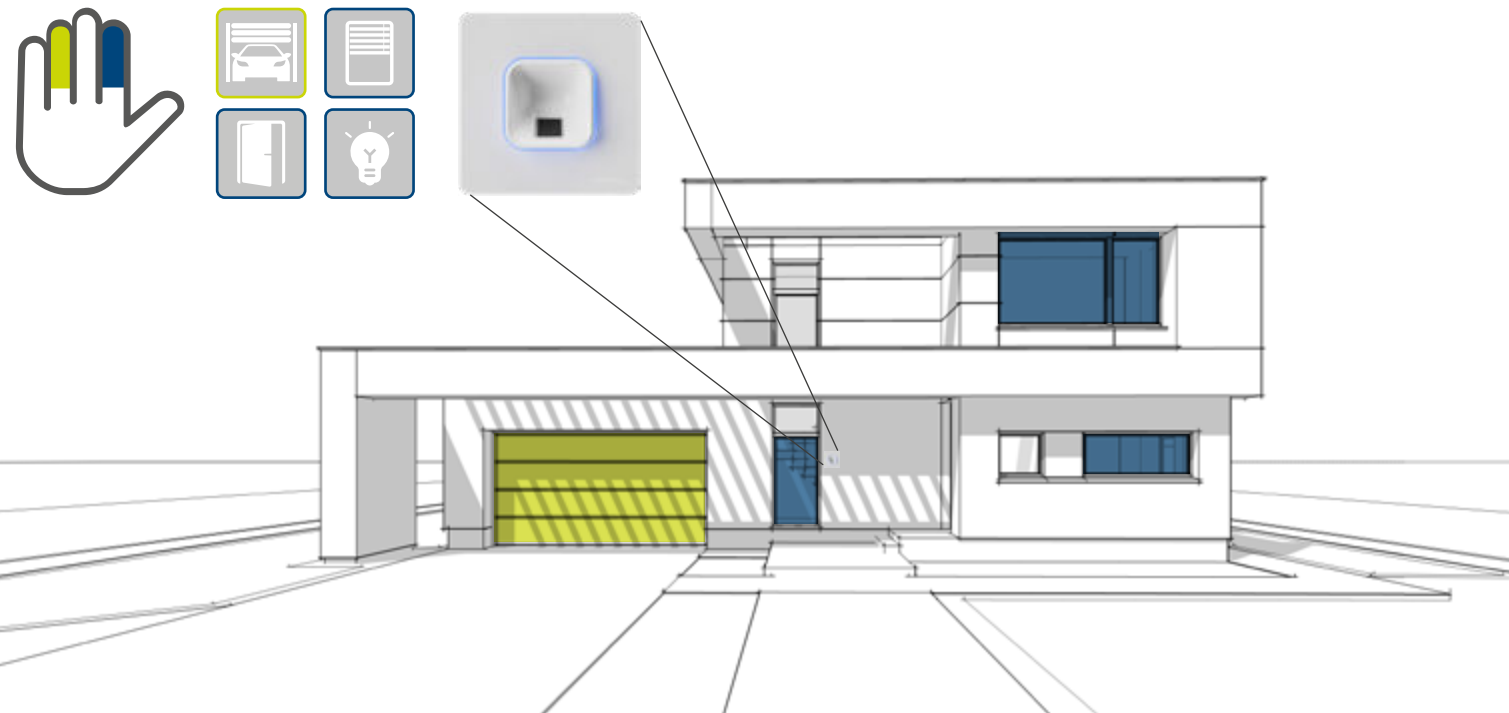
HTTP(S) requests

With an HTTP(S) request, the ekey access control system can be connected to almost any smart home system. HTTP(S) requests can be created in the ekey bionyx app and subsequently assigned to users or fingers.

APPMODULE with ekey bionyx connect

With the APPMODULE, the world of ekey can be easily connected to IoT and KNX. For example, the favorite playlist can be started when entering the house or the KNX lighting can be controlled with the ekey fingerprint scanner.

Learn more about the APPMODULE in the order overview starting at page 36.



Finally you can relax when you get off work!

Coming home and with just the touch of a finger the door opens, the blinds go up, the light turns on, and the alarm system is disabled. This saves trips and optimizes activities:

Rainy evening without fingerprint scanner

Groceries in hand, you look for your keys. After you finally find them, you unlock the door and turn on the light. Then you quickly have to go to the alarm system to disable it. Only then do you really arrive at home — only to find that the hastily placed shopping bags have fallen over and the floor is also covered in wet shoeprints.



Rainy evening with fingerprint scanner

Groceries in hand, you come home. Simply place your finger on the fingerprint scanner and the door is unlocked, the light switches on and the alarm system is disabled. Relaxed, you can put down the groceries, take off your wet shoes and arrive in your own four walls and enjoy the end of the day.



The ekey xLine

Fingerprint scanner for flush-mounting and surface installation

The ekey xLine consists of the following components:

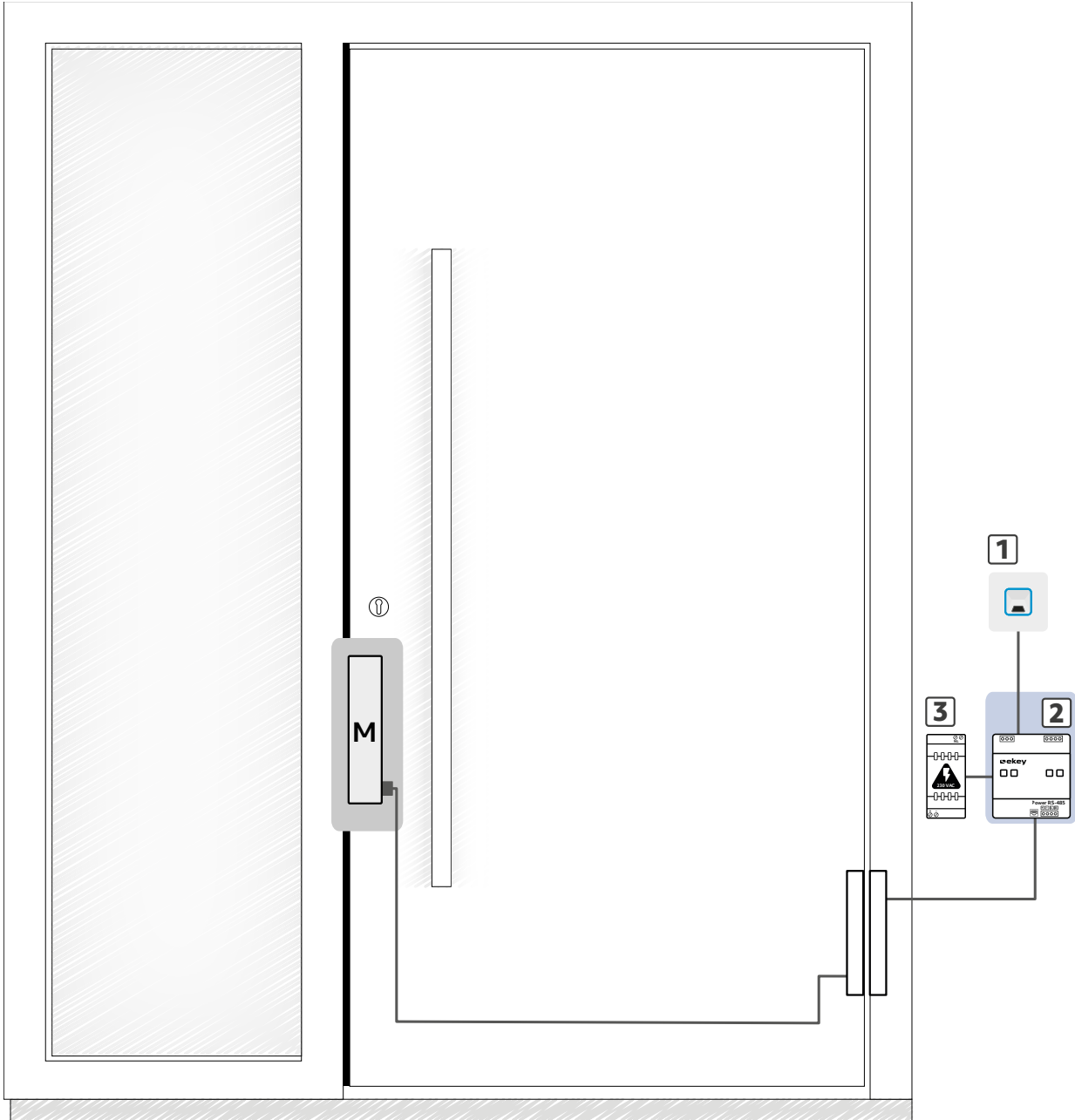
- 1

ekey xLine fingerprint scanner + frame
For the ekey xLine fingerprint scanner, the recommended mounting height is between 100 and 110 cm. This also ensures accessibility.
- 2

ekey control unit DRM
- 3

ekey power supply
Optional component: Only required if no other power supply is used.

On the following pages, you will find all components in the order overview.



Order overview

Fingerprint scanner for flush-mounting and surface installation

1 ekey xLine fingerprint scanner

The ekey xLine fingerprint scanner gives front and side entrance doors or garages smart functions, so that the intelligent use of a building begins at the entrance.

Technical data:

Supply voltage: 12–24 VDC
Communication: WLAN, BLE, RS-485
Mounting: in flush mount back box (68 mm) or ekey xLine wall-mounted housing
Recommended mounting height: 100 cm to 110 cm
IP code: IP54
Status display: 4-segment light ring
Sensor: area sensor
Temperature resistance: -25°C to +70°C



2 ekey control unit DRM

With its two relays, the ekey control unit DRM controls, for example, a motorized lock to open front and side entrance doors or the garage. In addition, the control unit has two inputs for external opening by third-party systems such as, for example, door stations and smart home systems.

Technical data:

Supply voltage: 12–24 VDC
Communication: WLAN, LAN, BLE, RS-485
Mounting: DIN rail, 4 HP
Dry contact relays: 2
Digital inputs: 2





1+2 ekey xLine fingerprint scanner sets

Flush-mounting installation

Part no.	Description
203701	ekey xLine fingerprint scanner set for flush-mounting installation, plastic frame in white
203702	ekey xLine fingerprint scanner set for flush-mounting installation, plastic frame in black
203703	ekey xLine fingerprint scanner set for flush-mounting installation, glass frame in white
203704	ekey xLine fingerprint scanner set for flush-mounting installation, glass frame in black
	The set includes the xLine fingerprint scanner, a matching xLine frame, and the control unit DRM. The light from the light ring creates a particularly beautiful effect in the glass frame.



Wall mounting

Part no.	Description
203705	ekey xLine fingerprint scanner set for wall mounting, made of plastic, in white
203706	ekey xLine fingerprint scanner set for wall mounting, made of plastic, in black
	The set includes the xLine fingerprint scanner, a matching xLine frame, the xLine wall-mounted housing (dimensions H x W x D: 84 x 84 x 39 mm), and the control unit DRM.



Accessories

Part no.	Description
203101	ekey xLine frame for xLine fingerprint scanner, single, made of plastic, in white
203103	ekey xLine frame for xLine fingerprint scanner, single, made of plastic, in black
203105	ekey xLine frame for xLine fingerprint scanner, single, made of glass, in white
203106	ekey xLine frame for xLine fingerprint scanner, single, made of glass, in black
	The ekey xLine frame is used to cover the xLine fingerprint scanner. Thanks to the locking mechanism, mounting and dismounting can be performed without tools. Thanks to the thin frame and modern design, the xLine fingerprint scanner blends in perfectly with its surroundings. The light from the light ring creates a particularly beautiful effect in the glass frame.
	Technical data: Material: plastic/glass Mounting: locking mechanism UV-resistant: yes

Part no.	Description
203304	Wall-mounted housing for ekey xLine fingerprint scanner in white
203305	Wall-mounted housing for ekey xLine fingerprint scanner in black
	With the wall-mounted housing, the ekey xLine fingerprint scanner can be mounted on the wall.
	Technical data: Material: plastic Mounting: wall-mounted Mounting type: with screws and screw anchors IP code: IP54 Dimensions H x W x D: 84 x 84 x 39 mm



3 Power supplies & UPS

Power supplies

Part no.	Description
100205	ekey power supply DRM 230 VAC/12 VDC/2 A
100891	ekey power supply DRM 230 VAC/24 VDC/2 A
100204	ekey power supply outlet-mounted 230 VAC/12 VDC/2 A
101742	ekey power supply outlet-mounted 230 VAC/24 VDC/1.1 A



Uninterruptible power supply (UPS)

Part no.	Description
101559	UPS rail-mounted 230 VAC/12 VDC/5 A + rechargeable battery 4 Ah; 6 HP + 9 HP
	2 parts: UPS (switched-mode power supply) and rechargeable battery Output voltage/current: 12 VDC/ 5 A
101593	UPS rail-mounted 230 VAC/24 VDC/3 A + rechargeable battery 4 Ah; 6 HP + 9 HP + 9 HP
	3 parts: UPS (switched-mode power supply) and 2x rechargeable battery Output voltage/current: 24 VDC/ 3 A
	The uninterruptible power supply secures the power supply of the ekey devices in the event of a power failure. The UPS replaces the power supply. Suitable for use in conjunction with a motorized lock.
	Technical data: Dimensions H x W x D: UPS: 94 x 108 x 95 mm (6 HP) Rechargeable battery: 93 x 157 x 66.5 mm (9 HP) Supply voltage: 100–240 VAC Temperature resistance from -10°C to +40°C



Notice

Select the power supply based on the properties of the motorized lock.

Documents

You can download all technical documents for the built-in fitting of the ekey xLine by scanning the QR codes or by clicking the links.



Wiring diagrams

www.ekey.net/en/download-center/?modell=xline-en&typ=wiring-diagrams



Mounting instructions

www.ekey.net/en/download-center/?modell=xline-en&typ=mounting-instructions



FAQ about the ekey bionyx system

www.ekey.net/en/bionyx-faq



Data sheets

www.ekey.net/en/data-sheets/



Notes on activation

www.ekey.net/en/download-center/?modell=xline-en&typ=information-sheet



Videos

www.youtube.com/c/ekeybiometricsystems



ekey bionyx app

www.ekey.net/en/ekey-bionyx-app/



The ekey sLine

Fingerprint scanner for door stations

The ekey sLine consists of the following components:

1 ekey sLine fingerprint scanner

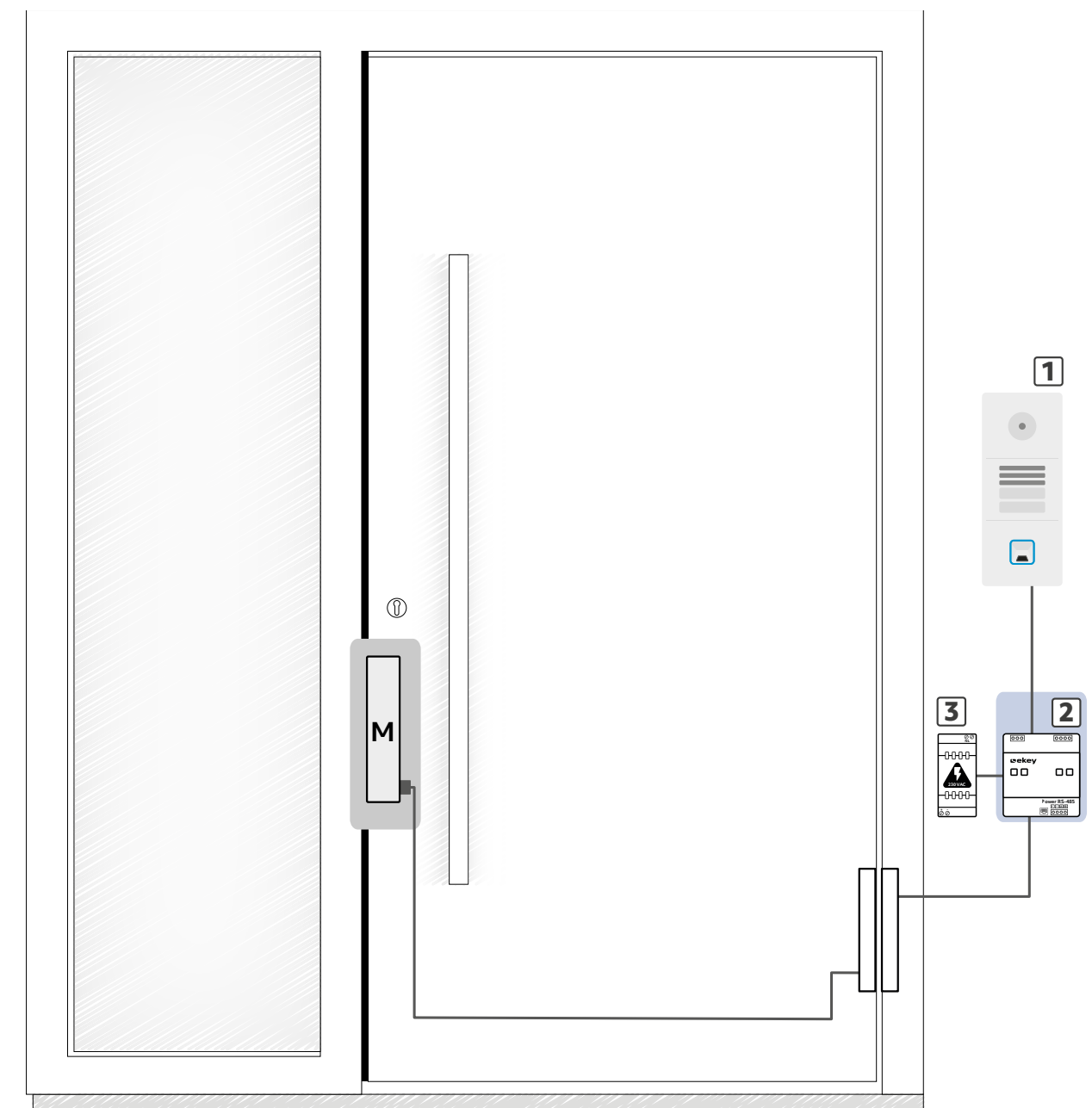
The mounting height is flexible and mounting is possible between 110 and 155 cm, whereby a mounting height of 130 cm is recommended. This also ensures accessibility.

2 ekey control unit DRM

3 ekey power supply

Optional component: Only required if no other power supply is used.

On the following pages, you will find all components in the order overview.





Order overview

Fingerprint scanner for door stations

1 ekey sLine fingerprint scanner

Thanks to the low installation depth, the ekey sLine fingerprint scanner can be installed in door stations and hollow spaces (e.g. mailboxes).



Technical data:
Supply voltage: 12–24 VDC
Communication: WLAN, BLE, RS-485
Recommended mounting height: 110 cm to 155 cm
Fastening: on the back by gluing or screwing
IP code: IP54
Status display: 4-segment light ring
Sensor: area sensor
Temperature resistance: -25°C to +70°C

2 ekey control unit DRM

With its two relays, the ekey control unit DRM controls, for example, a motorized lock to open front and side entrance doors or the garage. In addition, the control unit has two inputs for external opening by third-party systems such as, for example, door stations and smart home systems.



Technical data:
Supply voltage: 12–24 VDC
Communication: WLAN, LAN, BLE, RS-485
Mounting: DIN rail, 4 HP
Dry contact relays: 2
Digital inputs: 2

1+2 ekey sLine fingerprint scanner sets

Door stations and hollow spaces

Part no.	Description
204751	ekey sLine fingerprint scanner set in white
204752	ekey sLine fingerprint scanner set in black
	The set includes the ekey sLine fingerprint scanner and the control unit DRM.



The following sets include the door station module with integrated ekey sLine fingerprint scanner and the ekey control unit DRM:

Gira

Part no.	Description
204701	ekey sLine fingerprint scanner set in black for Gira 106 V4A
204702	ekey sLine fingerprint scanner set in black for Gira 106 V2A
204703	ekey sLine fingerprint scanner set in black for Gira 106 aluminum



Siedle

Part no.	Description
204704	ekey sLine fingerprint scanner set in white for Siedle Vario white
204705	ekey sLine fingerprint scanner set in black for Siedle Vario anthracite gray
204706	ekey sLine fingerprint scanner set in black for Siedle Vario micaceous dark gray
204707	ekey sLine fingerprint scanner set in black for Siedle Vario silver metallic



2N

Part no.	Description
204708	ekey sLine fingerprint scanner set in black for 2N IP Verso



ekey sLine

Notice

Select the power supply based on the properties of the motorized lock.



3 Power supplies & UPS

Power supplies

Part no.	Description
100205	ekey power supply DRM 230 VAC/12 VDC/2 A
100891	ekey power supply DRM 230 VAC/24 VDC/2 A
100204	ekey power supply outlet-mounted 230 VAC/12 VDC/2 A
101742	ekey power supply outlet-mounted 230 VAC/24 VDC/1.1 A

Uninterruptible power supply (UPS)

Part no.	Description
101559	UPS rail-mounted 230 VAC/12 VDC/5 A + rechargeable battery 4 Ah; 6 HP + 9 HP 2 parts: UPS (switched-mode power supply) and rechargeable battery Output voltage/current: 12 VDC/ 5 A
101593	UPS rail-mounted 230 VAC/24 VDC/3 A + rechargeable battery 4 Ah; 6 HP + 9 HP + 9 HP 3 parts: UPS (switched-mode power supply) and 2x rechargeable battery Output voltage/current: 24 VDC/ 3 A The uninterruptible power supply secures the power supply of the ekey devices in the event of a power failure. The UPS replaces the power supply. Suitable for use in conjunction with a motorized lock. Technical data: Dimensions H x W x D: UPS: 94 x 108 x 95 mm (6 HP) Rechargeable battery: 93 x 157 x 66.5 mm (9 HP) Supply voltage: 100–240 VAC Temperature resistance from -10°C to +40°C

Documents

You can download all technical documents for the built-in fitting of the ekey sLine by scanning the QR codes or by clicking the links.



Wiring diagrams

www.ekey.net/en/downloadcenter/?modell=sline-en&typ=wiring-diagrams



Mounting instructions

www.ekey.net/en/download-center/?modell=sline-en&typ=mounting-instructions



FAQ about the ekey bionyx system

www.ekey.net/en/bionyx-faq



Data sheets

www.ekey.net/en/data-sheets



Notes on activation

www.ekey.net/en/download-center/?modell=sline-en&typ=information-sheet



Videos

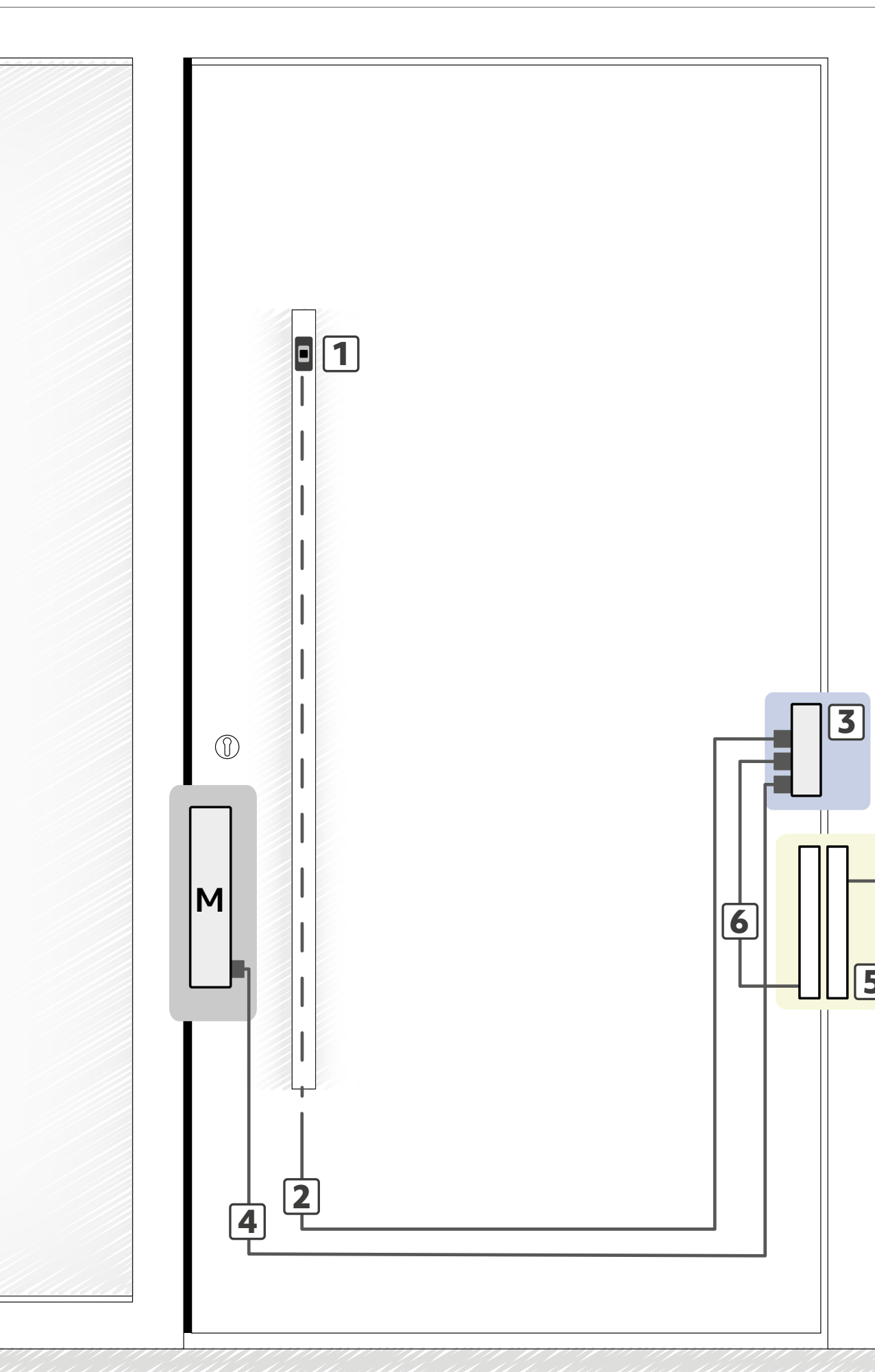
www.youtube.com/c/ekeybiometricsystems



ekey bionyx app

www.ekey.net/en/ekey-bionyx-app





The ekey dLine

Fingerprint scanner for door leaf and door handle

The ekey dLine consists of the following components:

1 ekey dLine fingerprint scanner + design element

Please note the mounting height of 155 cm. It ensures that the finger is placed correctly and recognized optimally.

2 ekey dLine fingerprint scanner control unit cable

3 ekey dLine control unit + mounting plate

4 ekey dLine control unit motorized lock cable

Optional component: Only required if no cable is supplied with the motorized lock.

5 ekey dLine cable transfer

Optional component: perfectly matched to the system; only required if no other cable transfer is used.

6 ekey dLine control unit cable transfer cable

Optional component: Only required if no ekey dLine cable transfer is used.

7 ekey power supply

Optional component: Only required if no other power supply is used.

On the following pages, you will find all components in the order overview.



Order overview

Fingerprint scanner for door leaf and door handle



1 ekey dLine fingerprint scanner

Part. no.	Description
201001	ekey dLine fingerprint scanner
	The ekey dLine fingerprint scanner is a biometric access solution that grants keyless access to buildings using intuitive touch operation. The door also has smart functions, so that the intelligent use of a building begins at the front door. The system is administered using the free ekey bionyx app.
	Technical data: Dimensions H x W x D: 47 x 22.5 x 17 mm Supply voltage: 12–24 VDC Power consumption: approx. 0.6 W Temperature resistance from -25°C to +70°C IP code: IP56 (with design element) Recommended mounting height: 155 cm

Accessories




Notice

For purchase quantities of 100 units or more, there is the possibility of individual branding.

Part. no.	Description
201101	ekey dLine design element door handle stainless-steel gray
201102	ekey dLine design element door handle black
	Technical data: Dimensions H x W x D: 52.1 x 25 x 0.5 mm Material: stainless steel V4A/aluminum anodized The design element is glued on.
201111	ekey dLine design element door leaf stainless-steel gray
201112	ekey dLine design element door leaf black
	Technical data: Dimensions H x W x D: 61.5 x 34.5 x 3 mm Material: stainless steel V4A/aluminum, anodized incl. ekey dLine fingerprint scanner adapter for door leaf The design element is glued on.

2 ekey dLine fingerprint scanner control unit cables

Part. no.	Description
201301	ekey dLine fingerprint scanner control unit cable 0.6 m
201302	ekey dLine fingerprint scanner control unit cable 1.2 m
201303	ekey dLine fingerprint scanner control unit cable 2.0 m
201304	ekey dLine fingerprint scanner control unit cable 2.5 m
201305	ekey dLine fingerprint scanner control unit cable 3.0 m
201306	ekey dLine fingerprint scanner control unit cable 3.5 m
201307	ekey dLine fingerprint scanner control unit cable 4.0 m
201308	ekey dLine fingerprint scanner control unit cable 10.0 m
	The plug-in data and power supply cable connects the ekey dLine fingerprint scanner with the ekey dLine control unit.



To make it easier to mount the door handle, there is a separable variant of the ekey dLine fingerprint scanner control unit cable, consisting of the **components 2a and 2b**. The cable connects the ekey dLine fingerprint scanner with the control unit and can be separated via the M5 plug.

2a Separable cables for fingerprint scanner

Part. no.	Description
201320	ekey dLine fingerprint scanner control unit cable, FS-side 2.0 m
201321	ekey dLine fingerprint scanner control unit cable, FS-side 0.6 m
201322	ekey dLine fingerprint scanner control unit cable, FS-side 1.2 m

2b Separable cables for control unit

Part. no.	Description
201323	ekey dLine fingerprint scanner control unit cable, CU-side 2.0 m
201324	ekey dLine fingerprint scanner control unit cable, CU-side 2.5 m
201325	ekey dLine fingerprint scanner control unit cable, CU-side 3.0 m
201326	ekey dLine fingerprint scanner control unit cable, CU-side 3.5 m

3 ekey dLine control unit

Part. no.	Description
201201	ekey dLine control unit
	With its relay, the ekey dLine control unit controls a motorized lock to open front, basement, or side entrance doors. In addition, it has an input for external opening, e.g. via door stations.
	Technical data: Dimensions H x W x D: 117 x 16 x 33 mm Supply voltage: 12–24 VDC Power consumption: approx. 0.6 W Temperature resistance from -25°C to +70°C IP code: IP30 Number of relays: 1 (dry contact/wet contact) Digital input: 1 (dry contact)



Optional components



Accessories

Part. no.	Description
201211	ekey dLine control unit mounting plate round-cut 20 mm
201212	ekey dLine control unit mounting plate round-cut 24 mm
201213	ekey dLine control unit mounting plate square-cut 20 mm
201214	ekey dLine control unit mounting plate square-cut 24 mm
201215	ekey dLine control unit mounting plate round-cut 16 mm
201216	ekey dLine control unit mounting plate square-cut 16 mm
The mounting plate is used to fasten the control unit in the door leaf.	
Technical data: Length: 180 mm Depth: 2.7 mm Color: black Material: ABS plastic	

4 ekey dLine control unit motorized lock cables

Part. no.	Description
201341	ekey dLine control unit motorized lock cable 0.3 m
201342	ekey dLine control unit motorized lock cable 3.5 m
This cable connects the ekey dLine control unit with the motorized lock.	

Lock-specific cables

Part. no.	Description
201352	ekey dLine control unit motorized lock cable MACO
201354	ekey dLine control unit motorized lock cable Glutz
201356	ekey dLine control unit motorized lock cable MSL
201358	ekey dLine control unit motorized lock cable ISEO x1R Smart
201359	ekey dLine control unit motorized lock cable Winkhaus blueMotion
201360	ekey dLine control unit motorized lock cable Winkhaus blueMatic EAV
201362	ekey dLine control unit motorized lock cable GU-SECURY Automatic

5 ekey dLine cable transfer

Part. no.	Description
201401	ekey dLine cable transfer
The control unit is supplied with power and data via the cable transfer.	
Technical data: Dimensions H x W x D: 511 x 24 x 17.5 mm Material/surface: steel/chrome Housing: on the door leaf side - Max. opening angle: 180° Type of cable: LiYY, 0.34 mm² - Number of cores: 8 Cable length: 2.5 m on the frame side with an open end 0.6 m on the door leaf side with a plug for connecting to the control unit	




Accessories

Part. no.	Description
201411	ekey dLine cable transfer built-in fitting set, timber
201412	ekey dLine cable transfer replacement cable 10 m
The standard ekey dLine cable transfer has a 2.5 m long data and power connection cable on the frame side. If this is too short, it can be exchanged for the 10-meter replacement cable.	
201413	ekey dLine control unit cable transfer cable extension 1.0 m
Extension cable from the ekey dLine cable transfer to the ekey dLine control unit.	

6 ekey dLine control unit cable transfer cables

Part. no.	Description
201331	ekey dLine control unit cable transfer cable 0.5 m
201334	ekey dLine control unit cable transfer cable 1.2 m
201332	ekey dLine control unit cable transfer cable 3.0 m
201333	ekey dLine control unit cable transfer cable 8.0 m
201337	ekey dLine control unit cable transfer cable GU connect 50 0.6 m
201338	ekey dLine control unit cable transfer cable GU connect 200 0.6 m
The plug-in data and power supply cable connects the control unit with the cable transfer from various providers.	



7 Power supplies & UPS

Power supplies

Part. no.	Description
100205	ekey power supply DRM 230 VAC/12 VDC/2 A
100891	ekey power supply DRM 230 VAC/24 VDC/2 A
100204	ekey power supply outlet-mounted 230 VAC/12 VDC/2 A
101742	ekey power supply outlet-mounted 230 VAC/24 VDC/1.1 A


Uninterruptible power supply (UPS)

Part. no.	Description
101559	UPS rail-mounted 230 VAC/12 VDC/5 A + rechargeable battery 4 Ah; 6 HP + 9 HP
2 parts: UPS (switched-mode power supply) and rechargeable battery Output voltage/current: 12 VDC/ 5 A	
101593	UPS rail-mounted 230 VAC/24 VDC/3 A + rechargeable battery 4 Ah; 6 HP + 9 HP + 9 HP
3 parts: UPS (switched-mode power supply) and 2x rechargeable battery Output voltage/current: 24 VDC/ 3 A	
The uninterruptible power supply secures the power supply of the ekey devices in the event of a power failure. The UPS replaces the power supply. Suitable for use in conjunction with a motorized lock.	
Technical data: Dimensions H x W x D: UPS: 94 x 108 x 95 mm (6 HP) Rechargeable battery: 93 x 157 x 66.5 mm (9 HP) Supply voltage: 100-240 VAC Temperature resistance from -10°C to +40°C	



Notice

Select the power supply based on the properties of the motorized lock.





Sets for door and lock manufacturers



Sets for built-in fitting in the door leaf (material-dependent)

Part. no.	Description
201701	ekey dLine set for aluminum/metal/plastic doors
201702	ekey dLine set for timber doors
The set does not include a connection cable to the motorized lock.	



Sets by lock manufacturer (material-independent)

Part. no.	Description
201711	ekey dLine door handle set Winkhaus blueMatic EAV
201712	ekey dLine door leaf set Winkhaus blueMatic EAV
201713	ekey dLine door handle set Winkhaus blueMotion
201714	ekey dLine door leaf set Winkhaus blueMotion
201715	ekey dLine door handle set GU-SECURY Automatic
201716	ekey dLine door leaf set GU-SECURY Automatic
201717	ekey dLine door handle set KfV Genius A
201718	ekey dLine door leaf set KfV Genius A
201719	ekey dLine door handle set KfV Genius B
201720	ekey dLine door leaf set KfV Genius B
201721	ekey dLine door handle set Roto Eneo C
201722	ekey dLine door leaf set Roto Eneo C
201723	ekey dLine door handle set FUHR autotronic/multitronic
201724	ekey dLine door leaf set FUHR autotronic/multitronic
201725	ekey dLine door handle set MACO A-TS
201726	ekey dLine door leaf set MACO A-TS

Important

Each set includes an ekey dLine fingerprint scanner, an ekey dLine control unit, the ekey dLine control unit mounting plate (round-cut/square-cut), a design element, and an ekey dLine fingerprint scanner control unit cable. The lock manufacturers' sets also include a connection cable to the motorized lock. In any case, for activation you also need an ekey dLine cable transfer (201401) or, if this is not used, an ekey dLine control unit cable transfer cable (201331-201333).



Door handles

1+2 ekey dLine door handles

Part. no.	Description
201501	ekey dLine door handle 4-sided, straight 40 x 20 x 1200 mm
201504	ekey dLine door handle 4-sided, straight 40 x 20 x 1800 mm
The ekey dLine door handle made of stainless steel has the ekey dLine fingerprint scanner incl. design element already integrated and can be used on all standard aluminum, plastic, or timber doors.	
Technical data: Material: stainless steel (V4A) Surface: brushed Mounting set for fastening to aluminum, plastic, or timber doors incl. separable ekey dLine fingerprint scanner control unit cable (3.5 m) Cable outlet on the bottom bracket	

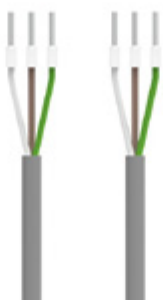
3 ekey dLine control unit

Part. no.	Description
201201	ekey dLine control unit
With its relay, the ekey dLine control unit controls a motorized lock to open front, basement, or side entrance doors. In addition, it has an input for external opening, e.g. via door stations.	
Technical data: Dimensions H x W x D: 117 x 16 x 33 mm Supply voltage: 12-24 VDC Power consumption: approx. 0.6 W Temperature resistance from -25°C to +70°C IP code: IP30 Number of relays: 1 (dry contact/wet contact) Digital input: 1 (dry contact)	

Accessories

Part. no.	Description
201211	ekey dLine control unit mounting plate round-cut 20 mm
201212	ekey dLine control unit mounting plate round-cut 24 mm
201213	ekey dLine control unit mounting plate square-cut 20 mm
201214	ekey dLine control unit mounting plate square-cut 24 mm
201215	ekey dLine control unit mounting plate round-cut 16 mm
201216	ekey dLine control unit mounting plate square-cut 16 mm
The mounting plate is used to fasten the control unit in the door leaf.	





4 ekey dLine control unit motorized lock cables

Part. no.	Description
201341	ekey dLine control unit motorized lock cable 0.3 m
201342	ekey dLine control unit motorized lock cable 3.5 m
This cable connects the ekey dLine control unit with the motorized lock.	

Lock-specific cables

Part. no.	Description
201352	ekey dLine control unit motorized lock cable MACO
201354	ekey dLine control unit motorized lock cable Glutz
201356	ekey dLine control unit motorized lock cable MSL
201358	ekey dLine control unit motorized lock cable ISEO x1R Smart
201359	ekey dLine control unit motorized lock cable Winkhaus blueMotion
201360	ekey dLine control unit motorized lock cable Winkhaus blueMatic EAV
201362	ekey dLine control unit motorized lock cable GU-SECURY Automatic

Notice

The ekey dLine cable transfer is ready to plug in and impresses therefore when it comes to built-in fitting.



5 ekey dLine cable transfer

Part. no.	Description
201401	ekey dLine cable transfer
The control unit is supplied with power and data via the cable transfer.	
Technical data: Dimensions H x W x D: 511 x 24 x 17.5 mm Material/surface: steel/chrome Housing: on the door leaf side - Max. opening angle: 180° Type of cable: LiYY, 0.34 mm² - Number of cores: 8 Cable length: 2.5 m on the frame side with an open end 0.6 m on the door leaf side with a plug for connecting to the control unit	

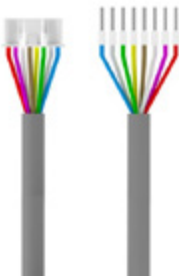
Accessories

Part. no.	Description
201411	ekey dLine cable transfer built-in fitting set, timber
201412	ekey dLine cable transfer replacement cable 10 m
The standard ekey dLine cable transfer has a 2.5 m long data and power connection cable on the frame side. If this is too short, it can be exchanged for the 10-meter replacement cable.	
201413	ekey dLine control unit cable transfer cable extension 1.0 m
Extension cable from the ekey dLine cable transfer to the ekey dLine control unit.	



6 ekey dLine control unit cable transfer cables

Part. no.	Description
201331	ekey dLine control unit cable transfer cable 0.5 m
201334	ekey dLine control unit cable transfer cable 1.2 m
201332	ekey dLine control unit cable transfer cable 3.0 m
201333	ekey dLine control unit cable transfer cable 8.0 m
201337	ekey dLine control unit cable transfer cable GU connect 50 0.6 m
201338	ekey dLine control unit cable transfer cable GU connect 200 0.6 m
The plug-in data and power supply cable connects the control unit with the cable transfer from various providers.	



7 Power supplies & UPS

Power supplies

Part. no.	Description
100205	ekey power supply DRM 230 VAC/12 VDC/2 A
100891	ekey power supply DRM 230 VAC/24 VDC/2 A
100204	ekey power supply outlet-mounted 230 VAC/12 VDC/2 A
101742	ekey power supply outlet-mounted 230 VAC/24 VDC/1.1 A

Notice

Select the power supply based on the properties of the motorized lock.



Uninterruptible power supply (UPS)

Part. no.	Description
101559	UPS rail-mounted 230 VAC/12 VDC/5 A + rechargeable battery 4 Ah; 6 HP + 9 HP
2 parts: UPS (switched-mode power supply) and rechargeable battery Output voltage/current: 12 VDC/ 5 A	
101593	UPS rail-mounted 230 VAC/24 VDC/3 A + rechargeable battery 4 Ah; 6 HP + 9 HP + 9 HP
3 parts: UPS (switched-mode power supply) and 2x rechargeable battery Output voltage/current: 24 VDC/ 3 A	
The uninterruptible power supply secures the power supply of the ekey devices in the event of a power failure. The UPS replaces the power supply. Suitable for use in conjunction with a motorized lock.	
Technical data: Dimensions H x W x D: UPS: 94 x 108 x 95 mm (6 HP) Rechargeable battery: 93 x 157 x 66.5 mm (9 HP) Supply voltage: 100-240 VAC Temperature resistance from -10°C to +40°C	



Retrofit mounting solutions for finger scanner integra

ekey offers the following retrofit mounting sets for changing from the finger scanners integra 1.0 and 2.0 to the ekey dLine fingerprint scanner — depending on which control panel the existing system is based on:



Control panel integra



Control panel micro



Finger scanner integra 1.0¹ or 2.0 with control panel integra

Part. no.	Description
291021	ekey dLine fingerprint scanner adapter set FS IN/CP IN
	The set includes the ekey dLine fingerprint scanner incl. ekey dLine fingerprint scanner adapter integra, the suitable ekey dLine design element, the ekey dLine control unit, the ekey dLine fingerprint scanner/control unit adapter cable and the ekey dLine control unit adapter cable.

A **suitable mounting plate** is also required:

Part. no.	Description
101905	ekey mounting plate round-cut 20 x 272 mm
101906	ekey mounting plate round-cut 24 x 272 mm
101907	ekey mounting plate square-cut 20 x 272 mm
101908	ekey mounting plate square-cut 24 x 272 mm



Finger scanner integra 1.0¹ or 2.0 with control panel micro

Part. no.	Description
291022	ekey dLine fingerprint scanner adapter set FS IN/CP micro
	The set includes the ekey dLine fingerprint scanner incl. ekey dLine fingerprint scanner adapter integra, the suitable ekey dLine design element, the ekey dLine control unit, the ekey dLine fingerprint scanner/control unit adapter cable and the ekey dLine control unit adapter cable.

Important

The retrofit mounting of the finger scanners integra 1.0¹ or 2.0 with the control panel micro should always be carried out by **specialist personnel**.

¹ Please request an additional **power supply DC** for the **finger scanner integra 1.0** in consultation with ekey support.

Documents

You can download all technical documents for the built-in fitting of the ekey dLine in the door leaf or in the door handle by scanning the QR codes or by clicking the links.



Wiring diagrams

www.ekey.net/en/downloadcenter/?modell=dline-en&typ=wiring-diagrams



Mounting instructions

www.ekey.net/en/download-center/?modell=dline-en&typ=mounting-instructions



Customer training

www.ekey.net/en/ekey-dline-customer-training/



FAQ about the ekey bionyx system

www.ekey.net/en/bionyx-faq/



Data sheets

www.ekey.net/en/data-sheets/



Instructions for fitters or electricians

www.ekey.net/Information_sheet_Instructions_for_fitters_or_electricians.pdf



Information sheet for the retrofit mounting of finger scanner integra

www.ekey.net/information_sheet_for_the_retrofit_mounting_of_finger_scanner_integra.pdf



ekey bionyx app

www.ekey.net/en/ekey-bionyx-app/



Order overview

APPMODULE with ekey bionyx connect

1 APPMODULE KNX

With the APPMODULE KNX, the smart home begins when you get home. **The APPMODULE KNX with the smart home app ekey bionyx connect has a KNX/TP interface and connects the ekey world with IoT and KNX.** Smart home apps for controlling IFTTT®, SONOS®, Philips® Hue, Nuki®, KEBA®, and many other components are available on the BAB APP MARKET and can be installed on the APPMODULE in any combination.



Part no.	Description
270017	APPMODULE KNX with ekey bionyx connect
	Technical data: Supply voltage: 12–24 VDC Mounting: DIN rail, 4 HP Communication: KNX twisted pair, LAN, USB 2.0 Pre-installed: ekey bionyx connect KNX: KNXnet/IP server (tunneling and routing protocol), KNX project file import Compatibility: ekey xLine, ekey sLine, ekey dLine

2 APPMODULE IP

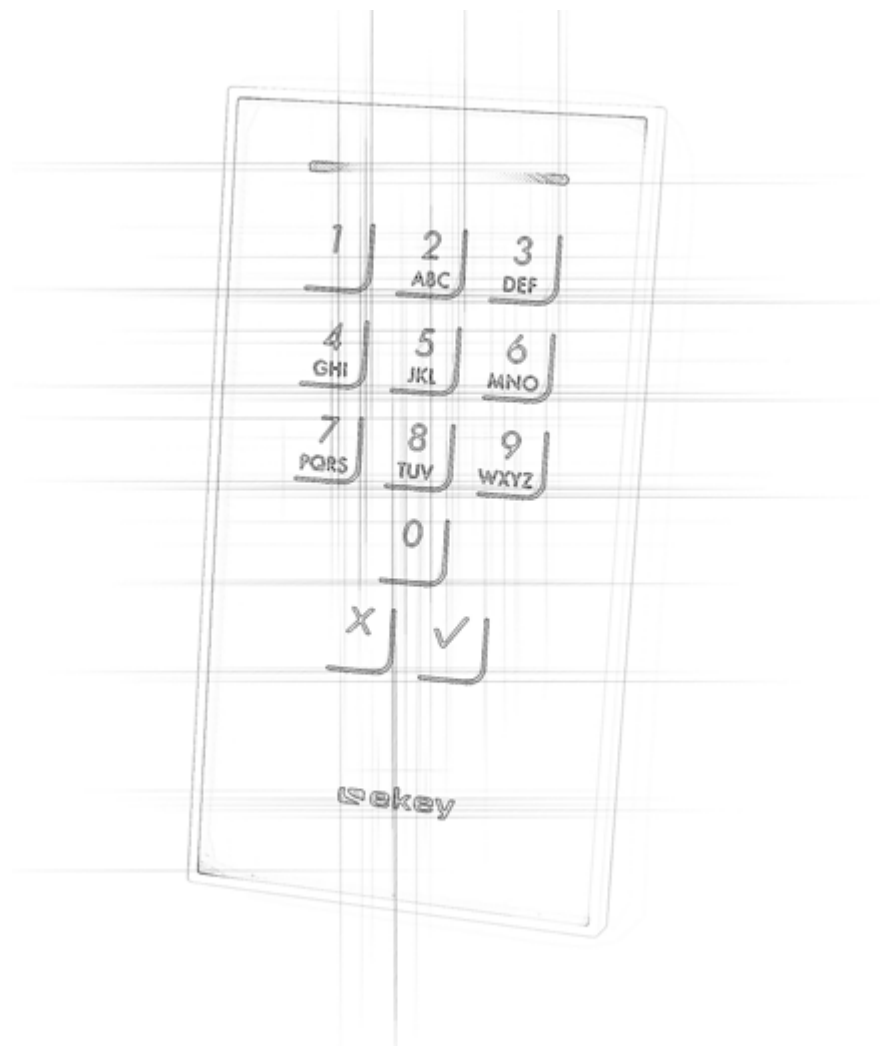

With the APPMODULE IP, the smart home begins when you get home. **The APPMODULE IP with the smart home app ekey bionyx connect has a KNXnet/IP interface and connects the ekey world with IoT devices and KNX (via a KNXnet/IP router or EIBPORT).** Smart home apps for controlling IFTTT®, SONOS®, Philips® Hue, Nuki®, KEBA®, and many other components are available on the BAB APP MARKET and can be installed on the APPMODULE in any combination.



Part no.	Description
270018	APPMODULE IP with ekey bionyx connect
	Technical data: Supply voltage: 12–24 VDC Mounting: DIN rail, 4 HP Communication: LAN, USB 2.0 Pre-installed: ekey bionyx connect KNX: KNXnet/IP server (tunneling and routing protocol), KNX project file import Compatibility: ekey xLine, ekey sLine, ekey dLine



All smart home apps are independent products and are not legally connected to the third-party manufacturers mentioned. Neither ekey biometric systems nor app developers are in possession of the abovementioned trademarks. Further information can be found at www.ekey.net/en/solutions-for-connection-to-smart-home-systems/.



The code pad ekey keypad integra

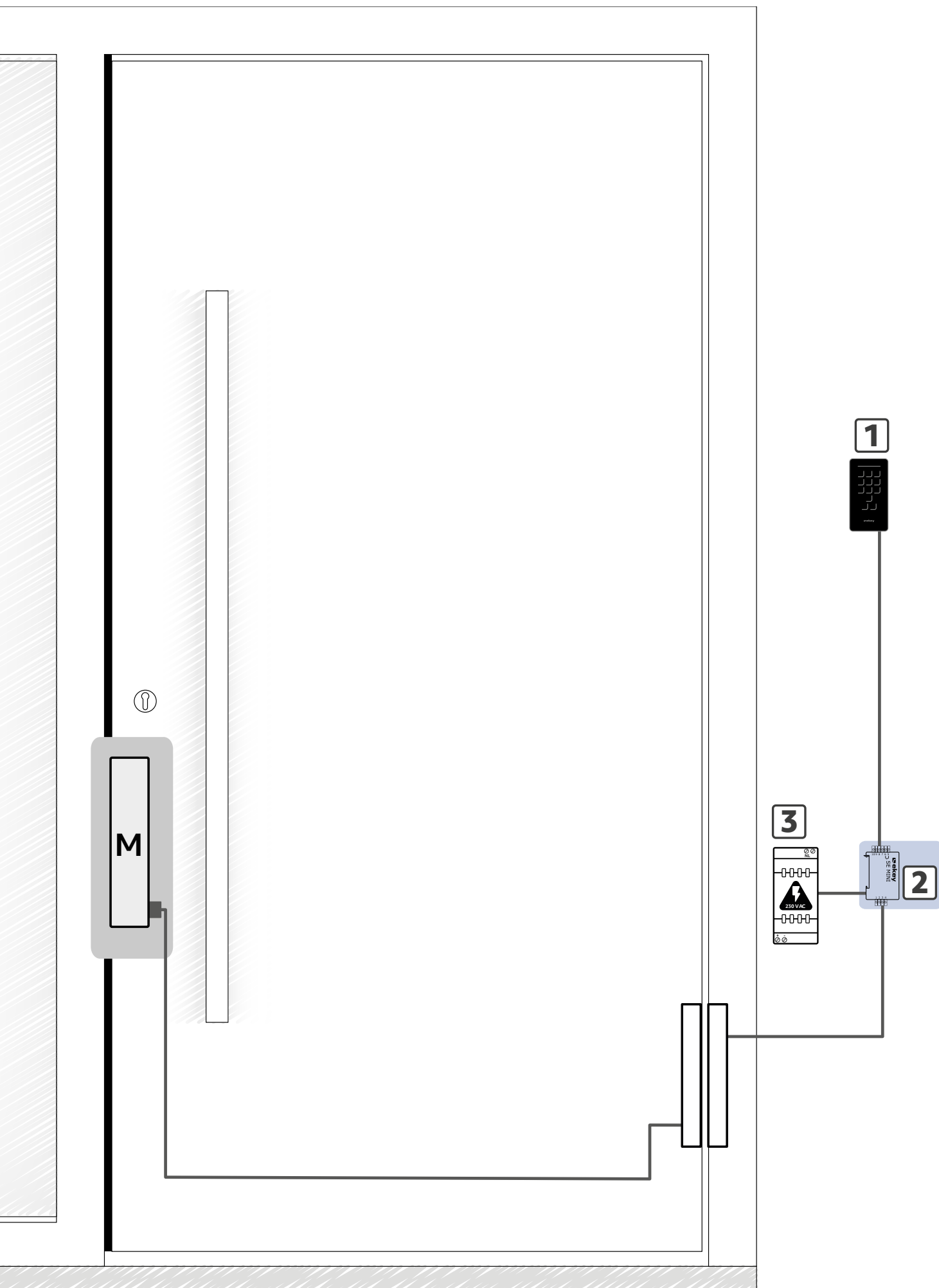
The code pad ekey keypad integra rounds out the ekey range. The backlit, easy-to-use, capacitive glass keypad is available in anthracite, stainless-steel gray, or white.

It blends discreetly into the door leaf or frame as well as into the flush mount back box made of stainless steel next to the door. The keypad can also be easily wall-mounted using the ekey mounting frame integra. ekey has attached great importance on the design and fine workmanship of high-quality materials. On request, the mounting frame is also available with a fitting bell module.

While keys or cards can be forgotten, misplaced, or lost, the code pad has up to 99 different 4 to 8-digit programmable number sequences. This means that each user in the building gets their own access code and if someone is no longer permitted access to the building, their code can be deleted in seconds. The ekey keypad integra itself is equipped with intelligent software that transmits information to the control panel using encrypted communications.

Notice

Please note that the code pad ekey keypad integra is an ekey Classic product that is not compatible with the ekey bionyx system.



Code pad ekey keypad integra

Outlet-mounted and wall-mounted

The code pad ekey keypad integra consists of the following components:

- 1** Code pad
- 2** Control panel
- 3** ekey power supply

Optional component: Only required if no other power supply is used.

On the following pages, you will find all components in the order overview.

Order overview

Outled-mounted and wall-mounted code pad

1 Code pad



Part. no.	Description
101809	ekey home keypad integra
	The ekey home keypad integra is a code pad with a capacitive keypad for the input of access codes.
	Technical data: Console: capacitive keypad Dimensions H x W x D: 97.1 x 51.7 x 21.4 mm Power consumption: approx. 1 W Supply voltage: 10–24 VDC Temperature range: -25°C to +70°C IP code: IP54 (with design element) Display: 3 multicolor LEDs Up to 99 different 4- to 8-digit codes can be programmed simultaneously Tamper-proof, data is retained after a power failure Optical and acoustic feedback Modern backlighting (configurable) Incl. connection cable 8 m No design element included in the scope of delivery

Accessories



Part. no.	Description
101677	ekey design element keypad integra glass stainless-steel gray
101678	ekey design element keypad integra glass white
101679	ekey design element keypad integra glass anthracite
101680	ekey dismounting suction cup
	For removing the design element from the ekey keypad integra.

Accessories flush-mounting installation



Part. no.	Description
101302	ekey wall mounting set integra stainless steel
101147	ekey weather shield integra stainless steel
101300	ekey flush mount back box integra

Accessories wall mounting

Part. no.	Description
101715	ekey mounting frame keypad integra glass white
101714	ekey mounting frame keypad integra glass anthracite
	The ekey mounting frame is an accessory part for the wall mounting of the keypad integra.
	Technical data: Dimensions H x W x D: 171 x 53.5 x 24 mm Material: stainless steel, glass



2 Control panel

Part. no.	Description
101626	ekey home control panel mini, 1 relay
101770	ekey home control panel mini, 2 relays
	Technical data: Dimensions H x W x D: 60 x 25 x 42 mm (1 HP) Supply voltage: 10–24 VDC 1 or 2 relay outputs (NO contact) 1 digital input for request-to-exit button (only control panel mini 1 relay) Reset button on the control panel



Notice

Select the power supply based on the properties of the motorized lock.

3 Power supplies & UPS

Power supplies

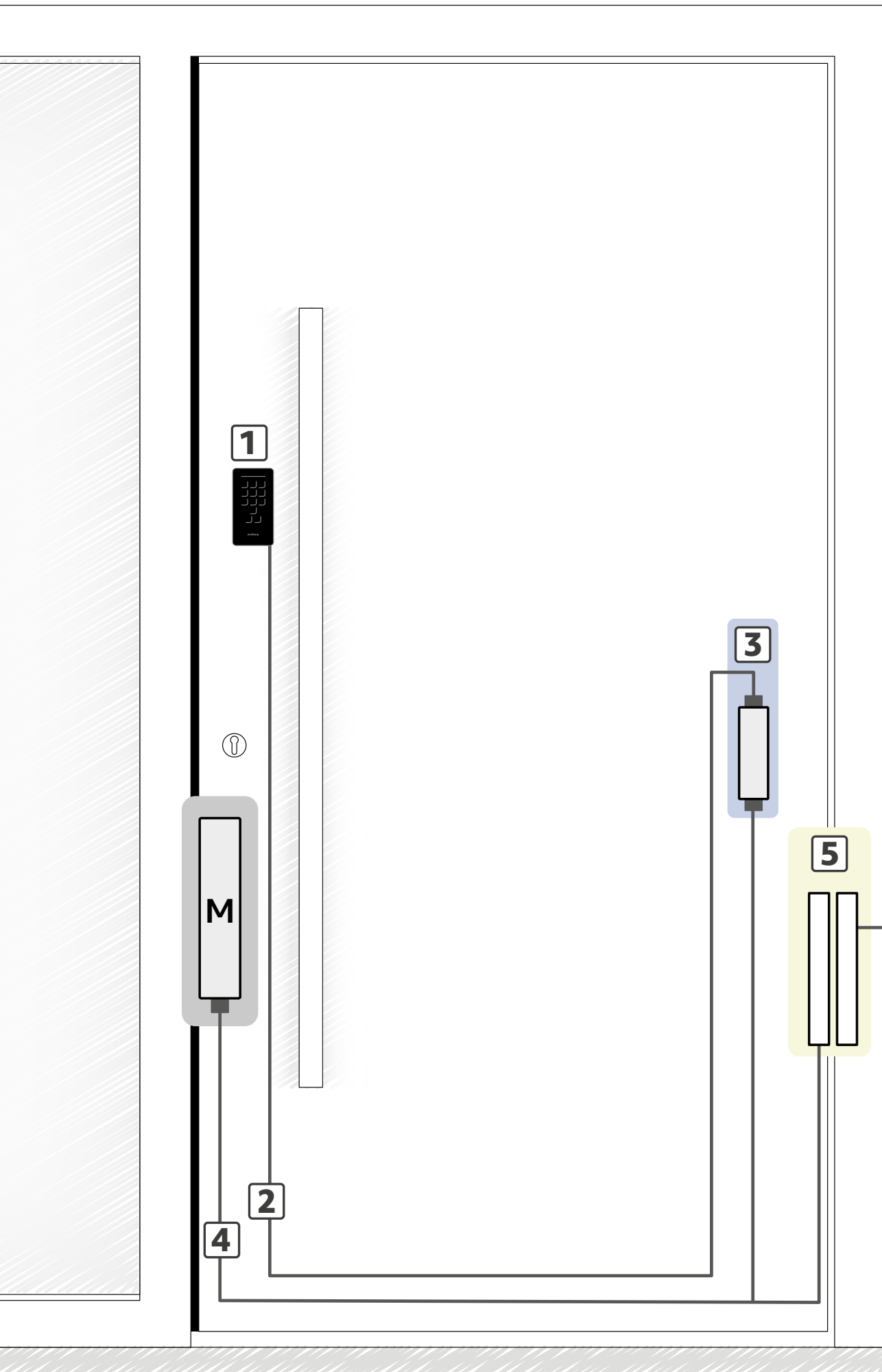
Part. no.	Description
100205	ekey power supply DRM 230 VAC/12 VDC/2 A
100891	ekey power supply DRM 230 VAC/24 VDC/2 A
100204	ekey power supply outlet-mounted 230 VAC/12 VDC/2 A
101742	ekey power supply outlet-mounted 230 VAC/24 VDC/1.1 A



Uninterruptible power supply (UPS)

Part. no.	Description
101559	UPS rail-mounted 230 VAC/12 VDC/5 A + rechargeable battery 4 Ah; 6 HP + 9 HP
	2 parts: UPS (switched-mode power supply) and rechargeable battery Output voltage/current: 12 VDC/ 5 A
101593	UPS rail-mounted 230 VAC/24 VDC/3 A + rechargeable battery 4 Ah; 6 HP + 9 HP + 9 HP
	3 parts: UPS (switched-mode power supply) and 2x rechargeable battery Output voltage/current: 24 VDC/ 3 A
	The uninterruptible power supply secures the power supply of the ekey devices in the event of a power failure. The UPS replaces the power supply. Suitable for use in conjunction with a motorized lock.
	Technical data: Dimensions H x W x D: UPS: 94 x 108 x 95 mm (6 HP) Rechargeable battery: 93 x 157 x 66.5 mm (9 HP) Supply voltage: 100–240 VAC Temperature resistance from -10°C to +40°C





Code pad ekey keypad integra

For the door leaf

The code pad ekey keypad integra consists of the following components:

- 1 Code pad
- 2 Cable A
- 3 Control panel
- 4 Adapter cable
- 5 ekey cable transfer
Optional component: perfectly matched to the system; only required if no other cable transfer is used.
- 6 ekey power supply
Optional component: Only required if no other power supply is used.

On the following pages, you will find all components in the order overview.



Order overview

Code pad for the door leaf

1 Code pad



Part no.	Description
101485	ekey home keypad integra
	The ekey home keypad integra is a code pad with a capacitive keypad for the input of access codes.
	Technical data: Console: capacitive keypad Dimensions H x W x D: 97.1 x 51.7 x 21.4 mm Power consumption: approx. 1 W Supply voltage: 10–24 VDC Temperature range: -25°C to +70°C IP code: IP54 (with design element) Display: 3 multicolor LEDs Up to 99 different 4- to 8-digit codes can be programmed simultaneously Tamper-proof, data is retained after a power failure Optical and acoustic feedback Modern backlighting (configurable) No design element included in the scope of delivery

Accessories



Part no.	Description
101677	ekey design element keypad integra glass stainless-steel gray
101678	ekey design element keypad integra glass white
101679	ekey design element keypad integra glass anthracite
101680	ekey dismounting suction cup
	For removing the design element from the ekey keypad integra.

2 Cable A



Part no.	Description
101564	ekey cable A 1.2 m/4 x 0.14 mm², RJ-45/CP35
100505	ekey cable A 2.0 m/4 x 0.14 mm², RJ-45/CP35
100560	ekey cable A 2.5 m/4 x 0.14 mm², RJ-45/CP35
100561	ekey cable A 3.0 m/4 x 0.14 mm², RJ-45/CP35
100556	ekey cable A 3.5 m/4 x 0.14 mm², RJ-45/CP35
100507	ekey cable A 4.0 m/4 x 0.14 mm², RJ-45/CP35
	The plug-in data and power supply cable connects the code pad integra to the control panel.

3 Control panel

Part no.	Description
101919	ekey home control panel micro, 1 relay
101644	ekey home control panel micro, 1 relay, without housing
	Technical data: Dimensions H x W x D: 75 x 18 x 26 mm Supply voltage: 10–24 VDC 1 relay output (NO contact) 1 digital input for request-to-exit button Reset button on the control panel (Important: depending on the installation variant, the motorized lock or the cable transfer must be removed.) Plug-in connectors (CP35)



Accessories

Part no.	Description
101881	ekey mounting plate control panel micro round-cut 20 mm
101882	ekey mounting plate control panel micro round-cut 24 mm
101883	ekey mounting plate control panel micro square-cut 20 mm
101884	ekey mounting plate control panel micro square-cut 24 mm
	Technical data: Dimensions H x W x D: 200 x 20 (24) x 2.7 mm ABS plastic, unilaterally grained, black



4 Cable transfer side adapter cables

Part no.	Description
101648	ekey adapter micro GU-SECURY Automatic
101649	ekey adapter micro KfV Genius A, Roto Eneo A, FUHR multi-/autotronic
101650	ekey adapter micro Winkhaus blueMatic EAV
101651	ekey adapter micro KfV Genius B
101759	ekey adapter micro MACO Z-TA Comfort
101998	ekey adapter micro Glutz MINT
101999	ekey adapter micro MSL mFlipLock e-drive
102086	ekey adapter micro ISEO x1R Easy
	Motorized locks from common providers can be connected to the ekey home control panel micro and the ekey cable transfer quickly and easily with these adapter cables.



Cable transfer specific

Part no.	Description
101923	ekey cable set micro GU-SECURY Automatic effeff cable transfer
101924	ekey cable set micro KfV Genius A effeff cable transfer
101944	ekey adapter micro Winkhaus blueMatic EAV Winkhaus cable transfer
101983	ekey adapter micro GU-SECURY Automatic and GU-SECUREconnect 50

5 Cable transfer

8-core cable transfer



Part no.	Description
100880	ekey cable transfer housing 48 cm/8-core on the door leaf side
	Technical data: Dimensions H x W x D: 511 x 24 x 17.5 mm Housing: on the door leaf side Max. opening angle: 180°
100883	ekey cable transfer without housing/8-core
	Technical data: Max. opening angle: 180°
100885	ekey cable transfer housing 30 cm/8-core on the door leaf side
	Material/surface: steel/chrome Type of cable: LiYY, 0.34 mm ² - Number of cores: 8 Cable length: 2.5 m on the frame side with an open end 0.8 m on the door leaf side with a plug for connecting to the control panel
	Technical data: Dimensions H x W x D: 24 x 333 x 17.5 mm Housing: on the door leaf side Max. opening angle: 100°

Accessories



Part no.	Description
201411	ekey dLine cable transfer built-in fitting set, timber
201412	ekey dLine cable transfer replacement cable 10 m
	The standard ekey dLine cable transfer has a 2.5 m long data and power connection cable on the frame side. If this is too short, it can be exchanged for the 10-meter replacement cable.

6-core cable transfer



Part no.	Description
101910	ekey cable transfer housing 18 cm/6-core on the door leaf side
	Technical data: Dimensions H x W x D: 230 x 20 x 26.5 mm Housing: on the door leaf side - Max. opening angle: 180°
101561	ekey cable transfer without housing/6-core
	Material/surface: steel/chrome Type of cable: LiF9Y11Y, 0.34 mm ² - Number of cores: 6 Cable length: 2.0 m on the frame side with an open end 1.0 m on the door leaf side with a plug for connecting to the control panel
	Technical data: Max. opening angle: 180°

Accessories

Part no.	Description
101586	ekey mounting plate cable transfer round-cut 16 mm, for timber door
101587	ekey mounting plate cable transfer square-cut 16 mm, for plastic or aluminum door
	Technical data: Dimensions H x W x D: 126 x 16 x 3 mm



Cable Bm

Part no.	Description
101639	ekey cable Bm 0.3 m/6 x 0.34 mm ² , CP35/wire end sleeves
101640	ekey cable Bm 1.0 m/6 x 0.34 mm ² , CP35/wire end sleeves
101641	ekey cable Bm 2.0 m/6 x 0.34 mm ² , CP35/wire end sleeves
101642	ekey cable Bm 3.5 m/6 x 0.34 mm ² , CP35/wire end sleeves
101643	ekey cable Bm 0.3 m/6 x 0.34 mm ² , CP35/CP35
	Only used with the ekey cable transfers for electrical locking systems which are activated outside the door leaf (e.g. electric strike).



Cable Bm – Lock specific

Part no.	Description
101740	ekey cable Bm 0.3 m/4 x 0.25 mm ² , CP35/PAP WH
	For ekey home control panel micro, Winkhaus motorized lock blueMotion/blueMatic, and Winkhaus cable transfer
101816	ekey cable Bm 0.2 m/4 x 0.25 mm ² , CP35/PAP MACO
	For ekey home control panel micro and MACO Z-TA Comfort motorized lock, on the lock side
101987	ekey cable Bm 0.3 m/4 x 0.34 mm ² , CP35/wire end sleeves
	For ekey home control panel micro and e.g. motorized lock KfV Genius A or FUHR multitronic/autotronic, on the lock side
102090	ekey special cable 0.10 m/3 x 0.34 mm ² , PAP/CP35
	Special cable for adapter cable micro Winkhaus and Winkhaus tappet contact



Notice

Select the power supply based on the properties of the motorized lock.



6 Power supplies & UPS

Power supplies

Part no.	Description
100205	ekey power supply DRM 230 VAC/12 VDC/2 A
100891	ekey power supply DRM 230 VAC/24 VDC/2 A
100204	ekey power supply outlet-mounted 230 VAC/12 VDC/2 A
101742	ekey power supply outlet-mounted 230 VAC/24 VDC/1.1 A

Uninterruptible power supply (UPS)

Part no.	Description
101559	UPS rail-mounted 230 VAC/12 VDC/5 A + rechargeable battery 4 Ah; 6 HP + 9 HP 2 parts: UPS (switched-mode power supply) and rechargeable battery Output voltage/current: 12 VDC/ 5 A
101593	UPS rail-mounted 230 VAC/24 VDC/3 A + rechargeable battery 4 Ah; 6 HP + 9 HP + 9 HP 3 parts: UPS (switched-mode power supply) and 2x rechargeable battery Output voltage/current: 24 VDC/ 3 A The uninterruptible power supply secures the power supply of the ekey devices in the event of a power failure. The UPS replaces the power supply. Suitable for use in conjunction with a motorized lock. Technical data: Dimensions H x W x D: UPS: 94 x 108 x 95 mm (6 HP) Rechargeable battery: 93 x 157 x 66.5 mm (9 HP) Supply voltage: 100–240 VAC Temperature resistance from -10°C to +40°C

Documents

You can download all technical documents for the code pad ekey keypad integra by scanning the QR codes below or by clicking on the links.



Code pad ekey keypad integra

www.ekey.net/en/ekey-keypad-integra/



Mounting instructions

www.ekey.net/en/download-center/?modell=keypad-en&typ=mounting-instructions



Wiring diagrams

www.ekey.net/en/download-center/?modell=integra-en&typ=wiring-diagrams



Operating instructions

www.ekey.net/en/download-center/?modell=integra-en&typ=operating-instructions



Data sheets

www.ekey.net/en/data-sheets/





Designed, developed
and made in Austria.

Austria (headquarters)

ekey biometric systems GmbH
Lunzerstraße 89
A-4030 Linz
T: +43 732 890 500 – 0
E: office@ekey.net

Adriatic East region

ekey biometric systems d.o.o.
Vodovodna cesta 99
SI-1000 Ljubljana
T: +386 1 530 94 89
E: info@ekey.si

Germany

ekey biometric systems
Deutschland GmbH
Industriestraße 10
D-61118 Bad Vilbel
T: +49 6187 906 96 – 0
E: office@ekey.net

Italy

ekey biometric systems Srl.
Via Perathoner 31
I-39100 Bolzano
T: +39 0471 922 712
E: italia@ekey.net

Switzerland & Liechtenstein

ekey biometric systems Schweiz AG
Schaanerstrasse 13
FL-9490 Vaduz
T: +41 71 560 54 80
E: office@ekey.ch

