


Premium & Premium Plus

Aluminium Windows With 'A' Rated Option



DURATION
WINDOWS



Slim, Stylish & Efficient **Aluminium Windows**



Our new and improved Premium Windows offer the latest in stylish design with a wide range of sash styles to suit any project. This window is perfect for domestic and commercial applications and can achieve traditional or contemporary looks with a range of frame and sash combinations in any RAL colour.

This advanced window system provides you with the latest in 'Polyamide' thermal technology, making it suitable for new build as well as replacement and refurbishment projects.

All of our Premium Windows are bespoke and made to measure; with a range of different vents and frames you can create a design to suit your exact specification and requirements.

Key Features

- Conventional colour range - White, Black, Dark Grey 7016, Brown, Silver or Dual Colour.
- Also available in any of over 200 single or dual RAL colours.
- 'Polyamide' thermally broken profiles for superior efficiency.
- Hardware available in a range of colours including our exclusive Chelton Espag Modern handle range.
- Can be supplied unglazed or glazed for 28mm units.
- Internally or externally beaded options available.*
- Range of styles available to suit every application, including our French style opening window.
- Exceeds current building regulations.
- Ideal for new build, replacement and refurbishment projects.
- Suitable for commercial or domestic projects.
- Direct fix, Equal leg or Odd leg frames available with the ability to put trickle vents into a head extension or deep frame.

Options

- Choice of 11 outerframes (including 4 deep outerframes).
- Choice of 5 different sash designs.
- White, light grey or black gaskets available.
- Range of projection cills available to suit your build.
- Hardwood frames available if required.
- A or B rated options available.



*Fixed windows are always externally beaded.

Premium Window

Our standard Premium Window will produce a 'B' rated window. To achieve this rating there are certain frame options that will be applicable as shown below. By changing the frame section you can upgrade this product to the Premium Plus windows which will be 'A' rated. These options are shown on the next page.

Outerframe Options



AW601



AW602



AW622



AW605

Sash Options

Feature Vent




Stepped Vent



Flat Vent



Chamfered Vent



Please note above is only a sample of the combinations available. See our website for more options.

Performance

WER	Air Permeability	Water Tightness	Wind Resistance



Example 'B' Rated Corner Sample



Available In 200+ Colours



Slim, Stylish & Efficient



Range Of Styles Including Bays

Premium Plus Window

The Premium Plus windows are the upgraded version of the Premium Windows. These windows are 'A' rated and use three different frame options as shown below. These share the same high quality fittings & maximum sizes of the Premium windows but with an improved Window Energy Performance and slightly slimmer sightlines.

Outerframe Options



AW604




AW603




AW600

'A' Rated Combination Examples

Stepped Vent



Flat Vent



Chamfered Vent



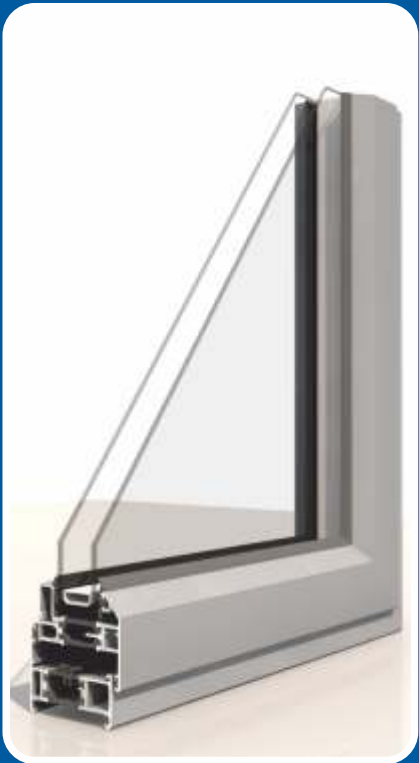
Feature Vent



Please note above is only a sample of the combinations available. See our website for more options.

Performance


WER	Air Permeability	Water Tightness	Wind Resistance



Example 'A' Rated Corner Sample



'A' Rated With Slim Sightlines



Thermally Efficient



'Polyamide' Thermal Break

Colours

Our Premium and Premium Plus windows are available in a range of colours and can be either single or dual colour (different colour interior to exterior) to suit any design aspirations. Please see some examples below.

Conventional Colours - Flat Paint Finish

White
(9910 G)



Black
(9005 M)



Dark Grey
(7016 M)



Dove Grey
(7035 SG)



Brown
(8017 M)



RAL Colours

200+ RAL Colours



Textured

Vulcan Black
(DUR 014 T)



This is only a selection of the available colours. Please visit our website for more options.
Please note that for technical reasons associated with colour reproduction the images only give an indication of shade.
No guarantee can be given that they will exactly match the powder coated product.

Glass Options

Plain
Glass



Leads
Square, Diamond, Custom



Flat Horizontal
Astragal Bars



Flat Overlapped
Astragal Bars



Flat Butted
Astragal Bars



A Shaped
Astragal Bars*



This is only a selection of the available glass options.
*Only available on some configurations - please ask.

Hardware

Standard Handle



White Gloss
Black
Chrome
Silver

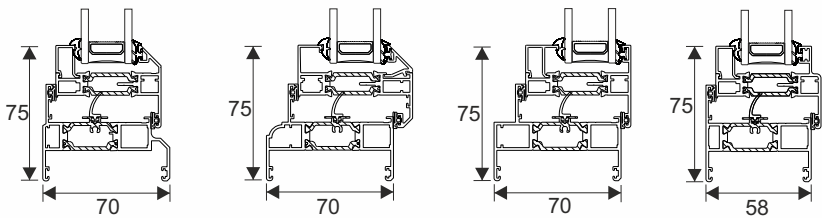
Chelton Espag Modern



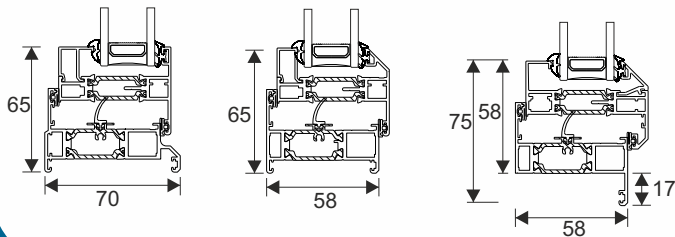
White Gloss
Black
Dark Grey

Technical

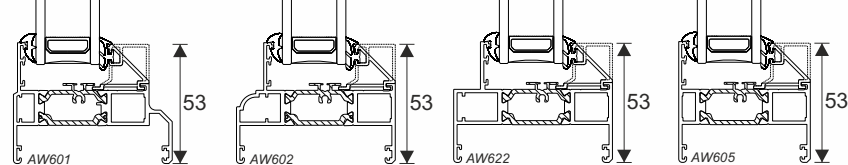
Premium ‘B’ rated openers



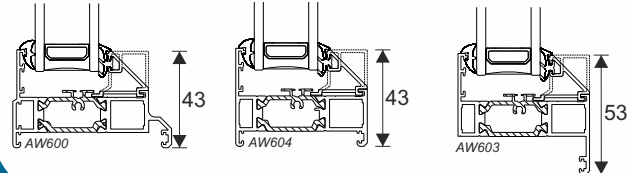
Premium Plus ‘A’ rated openers



Premium ‘B’ rated fixed frames

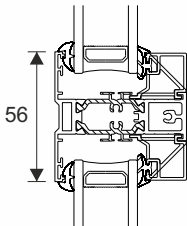


Premium Plus ‘A’ rated fixed frames

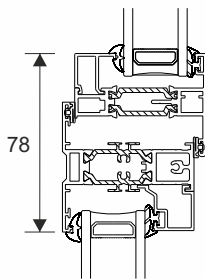


Transom or mullion sections

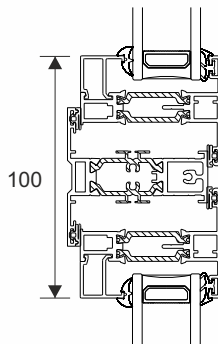
Fixed / Fixed



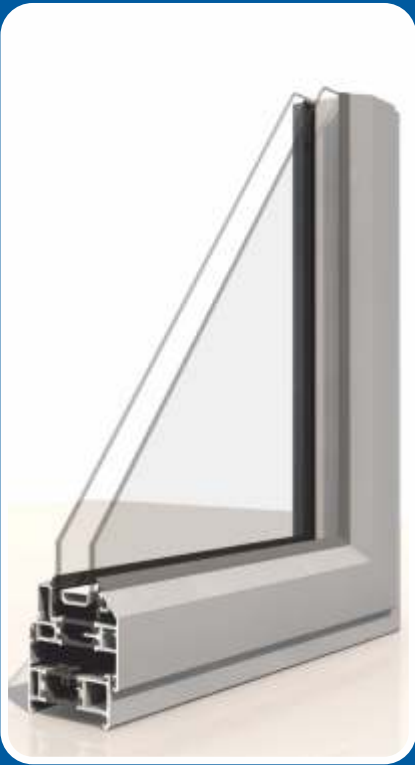
Opener / Fixed



Opener / Opener



Please note this is only a sample of the technical information for this product. For the full manual please consult our website.



Main Office & Factory

Units 4-5,
Charfleets Road,
Canvey Island,
Essex. SS8 0PQ

t: 01268 681612 (20 lines)
f: 01268 510058
e: sales@duration.co.uk
w: www.duration.co.uk

Product Showroom

Unit 1 Casino Parade,
Eastern Esplanade,
Canvey Island,
Essex. SS8 7FJ

t: 01268 695100

SatNav Directions
Use: SS8 7DN.